

METAL ROOFING & SIDING COLOUR CHART



Pro-Lock



Pro-Lock



Pro-Rib



7/8 Corrugated

DOMTEK
BUILDING PRODUCTS



www.domtek.ca



Residential



Agricultural



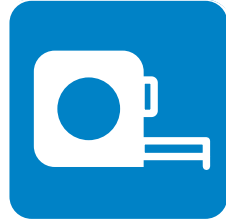
Commercial

METAL PANEL SELECTOR

COLOURS

Choose from a variety of different colours to suit your application:

FEATURES & BENEFITS



Panels Cut to Length



40 Year Warranty



Lifetime of Savings



Low Maintenance



Durable



Wide Variety of Colours



Recyclable Material



Fire Resistant



Hail Resistant



3/12 Min. Minimum Slope



Hidden Fasteners



12" Panel Widths



16" Panel Widths



Residential Commercial

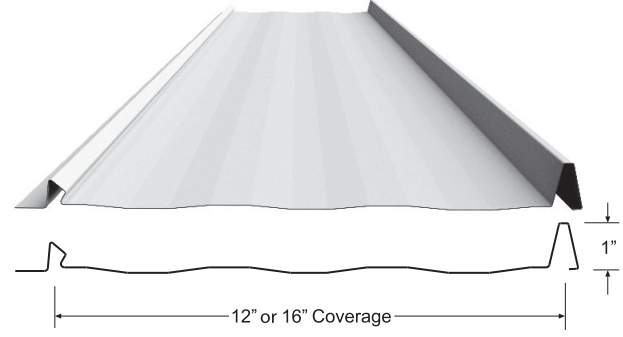


26 Gauge

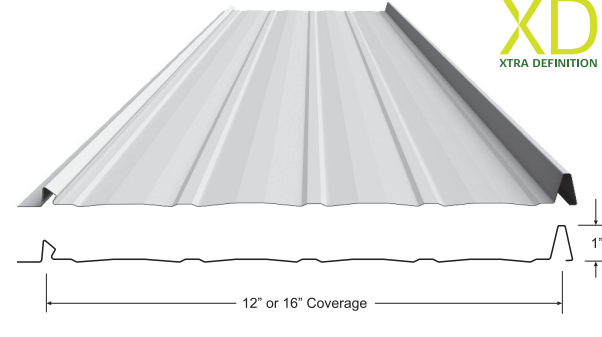


24 Gauge



Pro-Lock - Striations (S/T)



Pro-Lock - XD



Pro-Lock - Minor Ribs (M/R)



Locking panel overlap provides weather-tight connection with no exposed fasteners.

· Standard lengths are 5' to 35'



2/12 Min. Minimum Slope



32\"/>



Commercial



Agricultural



Industrial



Residential



26 Gauge




24 Gauge




Optional anti-siphon channel prevents water from penetrating the overlap.

· Standard lengths are 4' to 40'.

PREMIUM SERIES




White White



Brite White



Bone White



Cambridge White

PREMIUM SERIES



Regent Grey



Zinc Grey



MS Charcoal



Charcoal Low Gloss



Melcher's Green




Forest Green



Heron Blue



Slate Blue



Iron Ore Low Gloss



Black

TEXTURED SERIES



Textured Jet Black



Textured Graphite Grey



Textured Burnished Slate

SPECIALTY SERIES



Silver Metallic




Metallic Copper



Bright Red

PATTERN SERIES



Espresso Wood Grain




Barn Board Woodgrain

UNPAINTED SERIES



Galvalume Plus




Galvanized Plus



Light Stone



Tan




Stone Grey




Taupe



Buckskin



Burnished Slate



Coffee Brown



Dark Brown

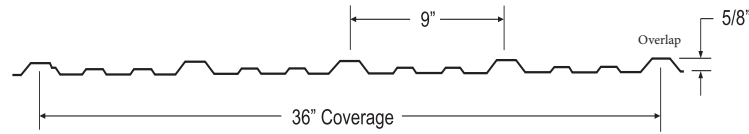

METAL PANEL SELECTOR

Pro-Lock in Textured Graphite Grey

PRO-Rib

Metal Roofing and Cladding

2/12 Min. Minimum Slope
36" Panel Width
Residential
Agricultural
Commercial
28 Gauge
26 Gauge

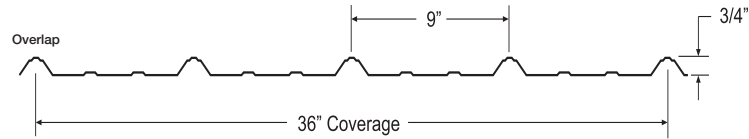



Standard lengths are 4' to 40'

TUFF-Rib

Metal Roofing and Cladding

2/12 Min. Minimum Slope
36" Panel Width
Residential
Agricultural
Commercial
28 Gauge
26 Gauge

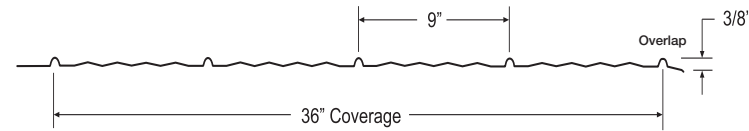



Standard lengths are 4' to 40'

LO-Rib

Metal Roofing and Cladding

Fastener Channel
36" Panel Width
Arch Buildings
Agricultural
Residential
28 Gauge
26 Gauge

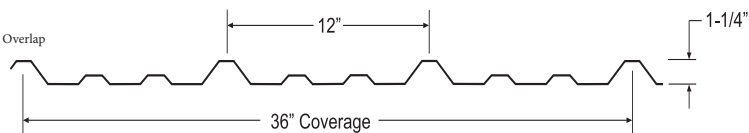



Standard lengths are 4' to 35'

PB-Rib

Metal Roofing and Cladding

1/12 Min. Minimum Slope
36" Panel Width
Commercial
Agricultural
Industrial
26 Gauge
24 Gauge

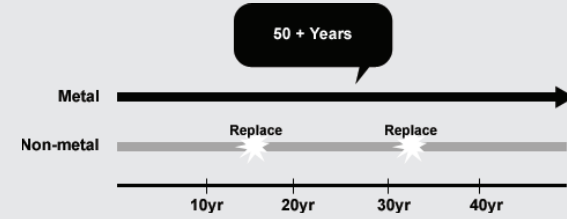


Standard lengths are 4' to 40'

WHY SHOULD YOU CHOOSE DOMTEK METAL ROOFING?

THE QUALITY OF YOUR INVESTMENT

Metal roofing from Domtek is guaranteed for 40 years. So forget about having to re-roof for a very long time.



ENERGY EFFICIENT

Be cooler in the summer. Because metal roofing and wall cladding acts as a radiant barrier, it helps to reduce the heat load on your building saving you money on cooling costs.



SAVE THE ENVIRONMENT

It's estimated that over 1 billion pounds of asphalt shingles are dumped into landfills every year! Domtek's metal roofing and cladding is 100% recyclable.



“ We have used numerous different metal companies over the last 10 yrs and nothing compares to Domtek. Their metal panels are manufactured to perfection and makes installation a breeze. We take pride in our projects and Domtek takes pride in their products. This combination keeps our customers satisfied everytime.

- Manitoba Contractor



www.domtek.ca

@domtek_building_products



The colours in the chart below are available for the following panel profiles in the gauges indicated:



Colour	QC Code	PRO-Rib		TUFF-Rib		LO-Rib	
		28 ga. Hi-Tensile	26 ga.	28 ga. Hi-Tensile	26 ga.	28 ga. Hi-Tensile	26 ga.
White White	28317	•	•	•	•	•	•
Brite White	28783	•	•	•	•	•	•
Bone White	28273	•	•	•	•	•	•
Cambridge White	28695	•	•	•	•	•	•
Black (Low Gloss)	28224	•	•	•	•	•	•
Melcher's Green	28307	•	•	•	•	•	•
Forest Green	28329	•		•		•	
Heron Blue	28330	•		•		•	
Slate Blue	28260	•		•		•	
Tile Red	28259	•		•		•	
Barn Red	28250	•	•	•	•	•	•
Burgundy	28011	•		•		•	
Antique Linen	28696	•		•		•	•
Light Stone	28086	•		•		•	
Buckskin	28055	•	•	•	•	•	•
Burnished Slate	28056	•		•		•	
Tan	28315	•		•		•	
Dark Brown	28229		•		•		•
Coffee Brown	28326	•	•	•	•	•	•
Taupe	28058	•		•		•	
Charcoal (Low Gloss)	28710	•	•	•	•	•	•
MS Charcoal	28053	•		•		•	
Iron Ore (Low Gloss)	28614	•	•	•	•	•	•
Zinc Grey	28054	•		•		•	
Stone Grey	28305	•		•		•	
Regent Grey	28730	•		•		•	
Textured Jet Black			•		•		
Textured Graphite Grey			•		•		
Textured Burnished Slate			•		•		
Bright Red	28386	•		•		•	
Metallic Copper		•		•		•	
Galvalume Plus		•		•		•	•
Galvanized Plus		•		•		•	•

The colours in the chart below are available for the following panel profiles in the gauges indicated:



Colour	QC Code	PRO-LOCK		7/8" Corrugated		PB-Rib	
		26 ga.	24 ga.	26 ga.	24 ga.	26 ga.	24 ga.
White White	28317			•	•	•	•
Brite White	28783			•		•	
Bone White	28273			•		•	
Cambridge White	28695			•		•	
Black (Low Gloss)	28224	•	•	•	•	•	•
Melcher's Green	28307	•		•			
Forest Green	28329						
Heron Blue	28330						
Slate Blue	28260						
Tile Red	28259						
Barn Red	28250	•		•		•	
Burgundy	28011						
Antique Linen	28696			•		•	
Light Stone	28086						
Buckskin	28055			•		•	
Burnished Slate	28056				•		
Tan	28315						
Dark Brown	28229	•		•		•	
Coffee Brown	28326	•		•		•	
Taupe	28058						
Charcoal (Low Gloss)	28710	•	•	•	•	•	•
MS Charcoal	28053						
Iron Ore (Low Gloss)	28614	•		•			
Zinc Grey	28054						
Stone Grey	28305						
Regent Grey	28730						
Textured Jet Black		•		•			
Textured Graphite Grey		•		•			
Textured Burnished Slate		•		•			
Bright Red	28386						
Metallic Copper			•	•		•	•
Silver Metallic			•		•		•
Espresso Wood Grain			•	•		•	•
Bamboard Wood Grain			•	•		•	•
Galvalume Plus		•	•	•	•	•	•
Galvanized Plus				•	•	•	•